



description

The microCMA (Cylindrical Mirror Analyzer) represents the latest advancement in Auger Electron Spectroscopy. Compact and affordable, the microCMA opens up a whole new world of AES applications including ALD, TPD, and MBE.

benefits

Compact: Fits on a 2.75" (70 mm) CF flange

Proven Design: The second order focusing of the CMA provides superior transmission and resolution.

Easy to Use: With a USB interface, the control and data message software interface is as simple to use as an RGA – point and click.

Powerful: Auger Electron Spectroscopy is a powerful surface-sensitive technique that provides quantitative information on the first few monolayers of your sample.

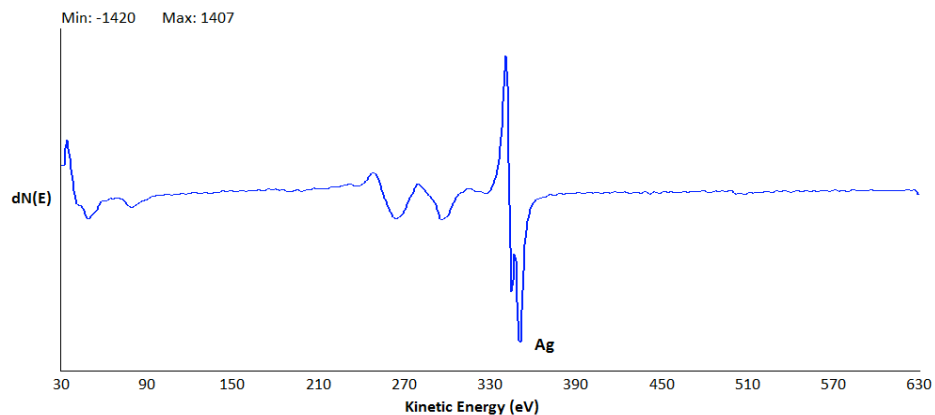
applications

Analysis of:

- Thin film composition
- Passive oxide thicknesses in semi-conductors and metals
- Metal component thermal oxides
- Integrated circuit contamination

Additional applications:

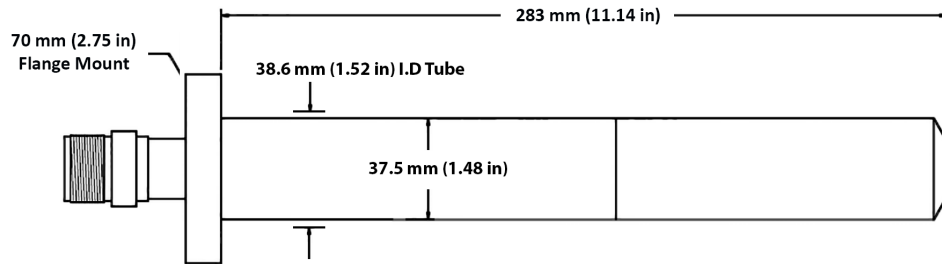
- Characterization of sputtered layers
- Atomic Layer Deposition (ALD)
- Quantization of light element surface films



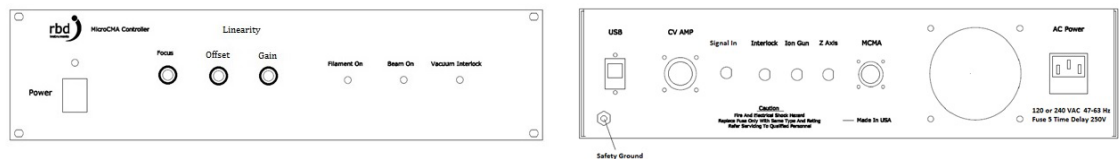
specifications

Analyzer Type	Single Pass CMA (Cylindrical Mirror Analyzer)
Analyzer Working Distance	3.5 mm
Energy Resolution	Fixed at 0.65 %
Signal-to-Noise	100:1 on clean silver with 300 nA beam current
Electron Multiplier	Extended Dynamic Range Channelltron
Electron Gun	3 kV Integrated Coaxial, non-imaging
Minimum Spot Size	150 μ M, 500 μ M defocused
Filament	Tungsten
Analyzer Mounting	2.75" (70 mm) CF OD, 1.52" (38.6 mm) ID tube
Vacuum Integrity	UHV bakeable to 200 degrees C
Control	USB protocol, software controlled
Power Supply	Specify 220 VAC or 120 VAC single phase line voltage

Analyzer:



Controller:



All specifications are subject to change without notice.



2437 NE Twin Knolls Drive • Bend, Oregon • 97701
 Phone: 541.330.0723 • Fax: 541.330.0991
 sales@rbdinstruments.com • www.rbdinstruments.com